

ABILANDIA

gres porcellanato - porcelain stoneware



gres porcellanato - porcelain stoneware

Da oltre un decennio ABILANDIA rappresenta una grande ed importante realtà commerciale che opera nell'ambito delle forniture per l'edilizia, per l'industria e l'arredamento. Con sede in Nova Milanese (MB) e' il piu' importante punto di riferimento per l'importazione dalla Cina di materiale ceramico di qualita' ed e' leader di mercato per la fornitura a grandi aziende del settore in Italia ed all'estero. ABILANDIA si e' distinta negli anni per l'elevata professionalita', per il servizio impeccabile, ma soprattutto per l'affidabilita', la qualita' e la competitivita' dei propri prodotti, frutto di approfondite e continue ricerche. Presso la sede milanese e' stato creato un importante punto vendita outlet con una vasta area espositiva che raggruppa tutti i prodotti commercializzati. Attraverso il marchio "ABITILE", il Gruppo distribuisce in Italia ed all'estero prestigiose linee di piastrelle in ceramica da pavimento e rivestimento.

For over ten years now, ABILANDIA represents a big and important commercial reality that operates in industrial and furnishing sectors. Collocated in Nova Milanese (MB, Italy), it is the leading reference point for the importation from China of high quality ceramic materials and it is a market leader as a supplier of big companies in the sector in Italy and abroad. Over the years, ABILANDIA has distinguished itself for its remarkable professionalism and impeccable service but even more for the reliability, quality and competitiveness of its products, the fruit of meticulous and assiduous research. Near the Milano center, an important sales outlet has been set up, with an extensive display area that groups together all the products commercialized. Under the brand name "ABITILE", the Group distributes prestigious lines of excellent ceramic floor and wall tiles in Italy and abroad.

STAR	CRYSTAL	ALBA	PURO	MARMI	VENUS	METALLI	IROX	GEO
2	4	6	8	10	12	14	16	20

La ricerca e la creatività stanno alla base della filosofia ABITILE che pone la qualità e l'estetica del prodotto al primo posto nella scala di valori definita dalle principali esigenze dei clienti. Particolare attenzione viene prestata proprio alla qualità dei prodotti che si esprime attraverso una serie di contenuti (pregio delle materie prime, tecnologie avanzate, ricerca del design, ecc.) che commercialmente ne determinano la differenza di valore. Il servizio rivolto al cliente, sempre rapido e puntuale, viene ottimizzato da una vasta e capillare organizzazione di vendita. Inoltre, la tradizionale serietà professionale abbinata ad un elevato dinamismo commerciale hanno consolidato la crescita e l'importanza del Gruppo a livello internazionale

Research and creativity are the cornerstones of ABITILE's philosophy, which places product quality and aesthetics at the top of the value scale drawn up on the basis of customers' key requirements. Special attention is paid to the quality of the products which manifests itself through a series of factors (quality of the raw materials, advanced technology, research into design etc.) that make the difference, as regards commercial value. The customer care service, always rapid and punctual, is optimised by a dense and wide-reaching sales network. Professional integrity combined with excellent sales dynamics have, moreover, consolidated the growth and the importance of the Group at an international level.



PIANETI	SATINATO	CITY	LEGNI	WOOD	PARQUET	PETRA	WHITE	MOSAICI
24	28	30	34	36	38	40	42	44

avorio



cod. SN6607 - 60x60 cm.
cod. SN8807 - 80x80 cm.

A11
A18

BATTISCOPIA



8x60 cm. **P02**
9x80 cm. **P03**

beige



cod. SN6601 - 60x60 cm.
cod. SN8801 - 80x80 cm.

A11
A18

BATTISCOPIA



8x60 cm. **P02**
9x80 cm. **P03**




Piastrelle di ceramica
pressate a secco
Dry pressed ceramic tiles
EN 14411
App. G Bla
UGL



star

Avorio 60x60 levigato



80x80 cm.
W 800x800 mm.



60x60 cm.
W 600x600 mm.

formato size	scatola - box			palette - pallets		
	pz	m ²	kg	box	m ²	kg
60x60 cm	4	1.44	30.00	32	46.08	960.00
80x80 cm.	3	1.92	50.00	26	49.92	1300.00


avorio



cod. CN6607 - 60x60 cm.

A13

BATTISCOPIA



8x60 cm.

P02

beige



cod. CN6601 - 60x60 cm.

A13


BATTISCOPIA



8x60 cm.

P02

rosa



cod. CN6606 - 60x60 cm.

A13

BATTISCOPIA



8x60 cm.

P02

grigio




cod. CN4402 - 40x40 cm.

A11

cod. CN6602 - 60x60 cm.

A13

BATTISCOPIA



8x40 cm.

P01

8x60 cm.

P02

antracite




cod. CN4413 - 40x40 cm.

A11

cod. CN6613 - 60x60 cm.

A13

BATTISCOPIA



8x40 cm.

P01

8x60 cm.

P02

Piastrelle di ceramica
pressate a secco
Dry pressed ceramic tiles
EN 14411
App. G Bla
UGL



crystal

Beige 60x60 levigato



60x60 cm.
W 600x600 mm.



40x40 cm.
W 400x400 mm.

formato size	scatola - box			palette - pallets		
	pz	m ²	kg	box	m ²	kg
40x40 cm.	10	1.60	30.00	42	67.20	1260.00
60x60 cm.	4	1.44	30.00	32	46.08	960.00

avorio



cod. AN6607 - 60x60 cm.

A15

BATTISCOPIA



8x60 cm.

P02

beige



cod. AN6601 - 60x60 cm.

A15

BATTISCOPIA



8x60 cm.

P02

rosa



cod. AN6606 - 60x60 cm.

A15

BATTISCOPIA



8x60 cm.

P02




Piastrelle di ceramica
pressate a secco
Dry pressed ceramic tiles
EN 14411
App. G Bla
GL



alba

Rosa 60x60



60x60 cm.
W 600x600 mm.

**formato
size**

60x60 cm.

scatola - box


pz	mq	kg
4	1.44	30.00

palette - pallets

box	mq	kg
32	46.08	960.00


puro

super white



cod. PW4403 - 40x40 cm.
cod. PW6603 - 60x60 cm.
cod. PW8803 - 80x80 cm.


A12
A10
A18



cod. PW6303 - 30x60 cm.

A12

mosaico super white/black




cod. PM33WB - 30x30 cm. (5x5cm) P06

BATTISCOPIA



8x40 cm. P01
8x60 cm. P02
9x80 cm. P03

super grey



cod. PG6602 - 60x60 cm.

A12

super black



cod. PB4404 - 40x40 cm.
cod. PB6604 - 60x60 cm.
cod. PB8804 - 80x80 cm.


A12
A11
A18



cod. PB6304 - 30x60 cm.


A12

BATTISCOPIA



8x40 cm. P01
8x60 cm. P02
9x80 cm. P03

BATTISCOPIA



8x60 cm. P02




Piastrelle di ceramica
pressate a secco
Dry pressed ceramic tiles
EN 14411
App. G Bla
UGL



puro

Super White 60x60 - Super Black 60x60



80x80 cm.
W 800x800 mm.



40x40 cm.
W 400x400 mm.
60x60 cm.
W 600x600 mm.



30x60 cm.
W 300x600 mm.

formato size

Mosaico 30x30 cm.
30x60 cm.
40x40 cm.
60x60 cm.
80x80 cm.

scatola - box

pz	mq	kg
10	0.90	20.00
8	1.44	30.00
8	1.28	30.00
4	1.44	30.00
3	1.92	50.00

palette - pallets

box	mq	kg
-	-	-
32	46.08	960.00
48	61.44	1440.00
32	46.08	960.00
26	49.92	1300.00

marmi

bianco carrara



cod. MA6603 - 60x60 cm.

A11



cod. MA6303 - 30x60 cm.

A11

crema marfil



cod. MA6601M - 60x60 cm.

A04



cod. MA6301M - 30x60 cm.

A04

onice



cod. MA6601O - 60x60 cm.

A11

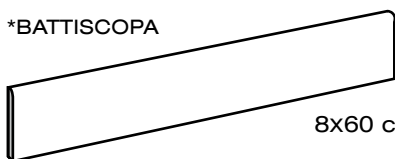
nuvolato



cod. MA6601N - 60x60 cm.

A04

*BATTISCOPA



8x60 cm.

P02

*Disponibile in tutti i colori
*Available in all colors



Piastrelle di ceramica
pressate a secco
Dry pressed ceramic tiles
EN 14411
App. G Bla
GL



marmi

Bianco carrara 60x60



60x60 cm.
W 600x600 mm.



30x60 cm.
W 300x600 mm.

formato size

scatola - box

palette - pallets

formato size	scatola - box			palette - pallets		
	pz	m ²	kg	box	m ²	kg
30x60 cm.	8	1.44	30.00	32	46.08	960.00
60x60 cm.	4	1.44	30.00	32	46.08	960.00

VENUS

bianco carrara matt



cod. VE6603 - 60x60 cm.

A05



cod. VE6303 - 30x60 cm.

A04


BATTISCOPIA



8x60 cm.

P01

nero marquinia matt



cod. VE6604 - 60x60 cm.

A05



cod. VE6304 - 30x60 cm.

A04

BATTISCOPIA



8x60 cm.

P01




Piastrelle di ceramica
pressate a secco
Dry pressed ceramic tiles
EN 14411
App. G Bla
GL



VENUS

Bianco carrara matt 30x60 - Nero marquinia matt 30x60



60x60 cm.
W 600x600 mm.



30x60 cm.
W 300x600 mm.

formato size	scatola - box			palette - pallets		
	pz	mq	kg	box	mq	kg
30x60 cm.	8	1.44	30.00	32	46.08	960.00
60x60 cm.	4	1.44	30.00	32	46.08	960.00

Gres porcellanato Doppio caricamento - Nanotech levigato . Porcelain stoneware - Double loading - Nanotech polished

metalli lappati

montana



cod. ML6605 - 60x60 cm.

A16

nevada



cod. ML6604 - 60x60 cm.

A16



cod. ML6305 - 30x60 cm.


A16



cod. ML6304 - 30x60 cm.

A16

BATTISCOPIA



8x60 cm.

P02

BATTISCOPIA



8x60 cm.

P02




Piastrelle di ceramica
pressate a secco
Dry pressed ceramic tiles
EN 14411
App. G Bla
GL



metalli lappati

Nevada 30x60



60x60 cm.
W 600x600 mm.



30x60 cm.
W 300x600 mm.

formato size	scatola - box			palette - pallets		
	pz	mq	kg	box	mq	kg
30x60 cm.	8	1.44	30.00	32	46.08	960.00
60x60 cm.	4	1.44	30.00	32	46.08	960.00

Gres porcellanato Doppio caricamento - Nanotech levigato . Porcelain stoneware - Double loading - Nanotech polished





iroX

Nero 30x60 - Bianco 30x60 - Muretto Grigio 30x30 - Mosaico Bianco 30x30

beige



cod. IR6601 - 60x60 cm.

A07

bianco



cod. IR6603 - 60x60 cm.


A07



cod. IR6301 - 30x60 cm. A09



cod. IR6303 - 30x60 cm. A09




P04

cod. IRM3301 - 30x30 cm. (5x5cm)



P06

cod. IRMUR3301 - 30x30 cm.



P04

cod. IRM3303 - 30x30 cm. (5x5cm)



P06

cod. IRMUR3303 - 30x30 cm.

BATTISCOPA



8x60 cm. P02

BATTISCOPA



8x60 cm. P02

Piastrelle di ceramica
pressate a secco
Dry pressed ceramic tiles
EN 14411
App. G Bla
GL

grigio



cod. IR6602 - 60x60 cm.

A07

nero



cod. IR6604 - 60x60 cm.


A07



cod. IR6302 - 30x60 cm. A09



cod. IR6304 - 30x60 cm. A09




P04

cod. IRM3302 - 30x30 cm. (5x5cm)



P06

cod. IRMUR3302 - 30x30 cm.



P04


cod. IRM3304 - 30x30 cm. (5x5cm)



P06

cod. IRMUR3304 - 30x30 cm.

BATTISCOPIA



8x60 cm. P02

BATTISCOPIA



8x60 cm. P02



60x60 cm.
W 600x600 mm.



30x60 cm.
W 300x600 mm.

	formato size	scatola - box			palette - pallets		
		pz	m ^q	kg	box	m ^q	kg
Mosaico-Muretto	30x30 cm.	10	0.90	20.00	-	-	-
	30x60 cm.	8	1.44	30.00	32	46.08	960.00
	60x60 cm.	4	1.44	30.00	32	46.08	960.00





geo

Beige 30x60 - Brown 60x60 - Mosaico Brown 30x30 - Listello LIS-BR 1.560 1,5x60

ice



cod. GE6603 - 60x60 cm. A10



cod. GE6303 - 30x60 cm. A10



cod. GEM3303 - 30x30 cm. (5x5cm) P04

BATTISCOPIA



8x60 cm. P02

cod. LIS-BR1.560 - 1,5x60 cm. P08
12 pz/box

cod. LIS-AL1.560 - 1,5x60 cm. P07
12 pz/box


beige



cod. GE6601 - 60x60 cm. A10



cod. GE6301 - 30x60 cm. A10



cod. GEM3301 - 30x30 cm. (5x5cm) P04

BATTISCOPIA



8x60 cm. P02

Piastrelle di ceramica
pressate a secco
Dry pressed ceramic tiles
EN 14411
App. G Bla
GL

grey




cod. GE6602 - 60x60 cm.

A10




cod. GE6302 - 30x60 cm.

A10



cod. GEM3302 - 30x30 cm. (5x5cm) P04

BATTISCOPIA




8x60 cm. P02

brown




cod. GE6605 - 60x60 cm.

A10




cod. GE6305 - 30x60 cm.

A10



cod. GEM3305 - 30x30 cm. (5x5cm) P04

BATTISCOPIA



8x60 cm. P02



60x60 cm.
W 600x600 mm.



30x60 cm.
W 300x600 mm.

	formato size	scatola - box			palette - pallets		
		pz	mq	kg	box	mq	kg
Mosaico	30x30 cm.	10	0.90	20.00	-	-	-
	30x60 cm.	8	1.44	30.00	32	46.08	960.00
	60x60 cm.	4	1.44	30.00	32	46.08	960.00





pianeti

Giove 30x60 - Marte 30x60 - Decoro Marte 30x60 - Listello Marte 4x60

martedì



cod. PI6601 - 60x60 cm.

A06



cod. PI6301 - 30x60 cm.

A06




cod. PID6301 - 30x60 cm.

P10



cod. PIL460M - 4x60 cm.

P09




giovedì



cod. PI6605 - 60x60 cm.

A06



cod. PI6305 - 30x60 cm.

A06



cod. PID6305 - 30x60 cm.


P10



cod. PIL460G - 4x60 cm.

P09

mosaici vetro candy (2,5x2,5x1,2cm)



cod. MVC804 - 30x30 cm.

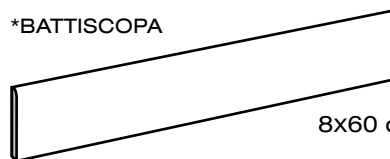
P11



cod. MVC801 - 30x30 cm.

P11

*BATTISCOPIA



8x60 cm.

P01

*Disponibile in tutti i colori
*Available in all colors



cod. LIS-BR1.560 - 1,5x60 cm.
12 pz/box

P08



cod. LIS-AL1.560 - 1,5x60 cm.
12 pz/box

P07

Piastrelle di ceramica
pressate a secco
Dry pressed ceramic tiles
EN 14411
App. G Bla
GL

nettuno



cod. PI6602 - 60x60 cm.
cod. PI8802 - 80x80 cm.

A06
A14



cod. PI6302 - 30x60 cm.
cod. PI8402 - 40x80 cm.

A06
A14



cod. PID6302 - 30x60 cm.

P10



cod. PIL460N - 4x60 cm.

P09

plutone




cod. PI6604 - 60x60 cm.
cod. PI8804 - 80x80 cm.

A06
A14



cod. PI6304 - 30x60 cm.
cod. PI8404 - 40x80 cm.

A06
A14



cod. PID6304 - 30x60 cm.

P10



cod. PIL460P - 4x60 cm.

P09

mosaici vetro candy (2,5x2,5x1,2cm)



P11

cod. MVC209 - 30x30 cm.



P11

cod. MVC101 - 30x30 cm.



60x60 cm.
W 600x600 mm.
80x80 cm.
W 800x800 mm.



30x60 cm.
W 300x600 mm.
40x80 cm.
W 400x800 mm.

formato size	scatola - box			palette - pallets		
	pz	m ^q	kg	box	m ^q	kg
30x60 cm.	8	1.44	30.00	32	46.08	960.00
40x80 cm.	3	0.96	27.00	50	48.00	1350.00
60x60 cm.	4	1.44	30.00	32	46.08	960.00
80x80 cm.	3	1.92	50.00	26	49.92	1300.00

satinato

bianco



cod. SA6603 - 60x60 cm.

A04

BATTISCOPIA



8x60 cm.

P01


beige



cod. SA6601 - 60x60 cm.

A04

BATTISCOPIA



8x60 cm.

P01


grigio



cod. SA6602 - 60x60 cm.

A04

BATTISCOPIA



8x60 cm.

P01

nero



cod. SA6604 - 60x60 cm.

A04

BATTISCOPIA



8x60 cm.

P01



Piastrelle di ceramica
pressate a secco
Dry pressed ceramic tiles
EN 14411
App. G Bla
GL



satinato

Grigio 60x60



60x60 cm.
W 600x600 mm.

**formato
size**

60x60 cm.

scatola - box

pz mq kg

4 1.44 30.00

palette - pallets

box mq kg

32 46.08 960.00

milano



cod. MI6603 - 60x60 cm.

A08



cod. MI6303 - 30x60 cm. A09

BATTISCOPIA



8x60 cm. P01



cod. MOSMIX33G - 30x30 cm. (2,5x5cm) P06

venice



cod. MI6601 - 60x60 cm.

A08



cod. MI6301 - 30x60 cm. A09

BATTISCOPIA



8x60 cm. P01



Piastrelle di ceramica
pressate a secco
Dry pressed ceramic tiles
EN 14411
App. G Bla
GL



city

Rome 30x60 - Napoli 30x60 - Milano 30x60 - Mosaico Mix 30x30



60x60 cm.
W 600x600 mm.



30x60 cm.
W 300x600 mm.

	formato size	scatola - box			palette - pallets		
		pz	m ^q	kg	box	m ^q	kg
Mosaico Mix	30x30 cm.	10	0.90	20.00	-	-	-
	30x60 cm.	8	1.44	30.00	32	46.08	960.00
	60x60 cm.	4	1.44	30.00	32	46.08	960.00

Gres porcellanato Doppio caricamento - Nanotech levigato . Porcelain stoneware - Double loading - Nanotech polished

rome



cod. MI6604 - 60x60 cm.

A08

napoli



cod. MI6602 - 60x60 cm.

A08




cod. MI6304 - 30x60 cm. A09



cod. MI6302 - 30x60 cm. A09

BATTISCOPIA



8x60 cm. P01

BATTISCOPIA



8x60 cm. P01



cod. MOSMIX33G - 30x30 cm. (2,5x5cm) P06



Piastrelle di ceramica
pressate a secco
Dry pressed ceramic tiles
EN 14411
App. G Bla
GL



city

Mosaico Mix 30x30



60x60 cm.
W 600x600 mm.



30x60 cm.
W 300x600 mm.

	formato size	scatola - box			palette - pallets		
		pz	m ²	kg	box	m ²	kg
Mosaico Mix	30x30 cm.	10	0.90	20.00	-	-	-
	30x60 cm.	8	1.44	30.00	32	46.08	960.00
	60x60 cm.	4	1.44	30.00	32	46.08	960.00

Gres porcellanato Doppio caricamento - Nanotech levigato . Porcelain stoneware - Double loading - Nanotech polished

legni

ginko



cod. LE1560G - 15x60 cm.

A07

BATTISCOPA



7x60 cm.

P02

iroko



cod. LE1560I - 15x60 cm.

A07

BATTISCOPA



7x60 cm.

P02

tanganika



cod. LE1560T - 15x60 cm.

A07

BATTISCOPA



7x60 cm.

P02



Piastrelle di ceramica
pressate a secco
Dry pressed ceramic tiles
EN 14411
App. G Bla
GL



legni
Iroko 15x60

15x60 cm.
W 150x600 mm.

formato size	scatola - box			palette - pallets		
	pz	mq	kg	box	mq	kg
15x60 cm.	8	0.72	15.00	64	46.08	960.00

Gres porcellanato Doppio caricamento - Nanotech levigato . Porcelain stoneware - Double loading - Nanotech polished

WOOD

pine



cod. WO1590P - 15x90 cm.

A17

BATTISCOPA



7x90 cm. **P05**

teak



cod. WO1590T - 15x90 cm.

A17

BATTISCOPA



7x90 cm. **P05**

wengé



cod. WO1590W - 15x90 cm..

A17

BATTISCOPA



7x90 cm. **P05**



Piastrelle di ceramica
pressate a secco
Dry pressed ceramic tiles
EN 14411
App. G Bla
GL



WOOD

Wengé 15x90

15x90 cm.
W 150x900 mm.

**formato
size**

15x90 cm.

scatola - box

pz mq kg

8 1.08 27

palette - pallets

box mq kg

48 51.84 1296

Gres porcellanato Doppio caricamento - Nanotech levigato . Porcelain stoneware - Double loading - Nanotech polished

parquet

crema



cod. PA1560C - 15x60 (13,7X55,60) cm. **A03**

beige chiaro



cod. PA1560BC - 15x60 (13,7X55,60) cm. **A03**

beige scuro



cod. PA1560BS - 15x60 (13,7X55,60) cm. **A03**

grigio



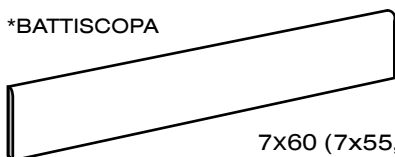
cod. PA1560G - 15x60 (13,7X55,60) cm. **A03**

nero



cod. PA1560N - 15x60 (13,7X55,60) cm. **A03**

*BATTISCOPA



7x60 (7x55,60)cm. **P01**

*Disponibile in tutti i colori
*Available in all colors



Piastrelle di ceramica
pressate a secco
Dry pressed ceramic tiles
EN 14411
App. G Bla
GL



parquet

Crema 15x60 - Grigio 15x60 - Nero 15x60

15x60 cm.
W 150x600 mm.

formato
size

15x60 cm.

scatola - box
pz mq kg

8 0.72 15.00

palette - pallets
box mq kg

64 46.08 960.00

Gres porcellanato Doppio caricamento - Nanotech levigato . Porcelain stoneware - Double loading - Nanotech polished

petra

beige



cod. PE15301 - 30x15 cm. A01



cod. PE151501 - 15x15 cm. A01

grigio



cod. PE15302 - 30x15 cm. A01



cod. PE151502 - 15x15 cm. A01

caldera



cod. PE15312 - 30x15 cm. A01



cod. PE151512 - 15x15 cm. A01

antracite



cod. PE15313 - 30x15 cm. A01



cod. PE151513 - 15x15 cm. A01



Elemento a "L" - 16,5x30 cm. P06
Disponibile in 4 colori



Piastrelle di ceramica
pressate a secco
Dry pressed ceramic tiles
EN 14411
App. G Bla
GL



petra

Beige 15x15 - Caldera 15x15

15x30 cm.
W 150x300 mm.

15x15 cm.
W 150x150 mm.

**formato
size**

scatola - box
pz mq kg

palette - pallets
box mq kg

15x15 cm.

44 1.00 16.00

82 82.00 1312.00

15x30 cm.


22 1.00 16.00

80 80.00 1320.00

Gres porcellanato Doppio caricamento - Nanotech levigato . Porcelain stoneware - Double loading - Nanotech polished

white

lucido




cod. BL393 - 30x90 cm. **A10**


matt



cod. BM393 - 30x90 cm. **A10**




cod. BL363 - 30x60 cm. **A02**



cod. BM363 - 30x60 cm. **A02**


pavimento coordinato - co-ordinate floor tile:
VENUS 33x33

bianco carrara matt




cod. VE3303 - 33x33 cm. **A04**

nero marquinia matt



cod. VE3304 - 33x33 cm. **A04**

mosaico vetro candy
(2,5x2,5x1,2cm)



P11

cod. MVC311 - 30x30 cm.



P11

cod. MVC101 - 30x30 cm.



P11

cod. MVC302 - 30x30 cm.



P11

cod. MVC401 - 30x30 cm.



P11

cod. MVC801 - 30x30 cm.



P11

cod. MVC804 - 30x30 cm.



P11

cod. MVC806 - 30x30 cm.



P11

cod. MVC901 - 30x30 cm.



P11

cod. MVC902 - 30x30 cm.



P11

cod. MVC209 - 30x30 cm.

Piastrelle di ceramica
pressate a secco
Dry pressed ceramic tiles
EN 14411
App. G Bla
GL



white

White lucido 30x60 - Venus bianco carrara mat 33x33
Mosaico Candy MVC901 30x30

30x90 cm.
W 300x900 mm.

30x60 cm.
W 300x600 mm.

Pasta rossa . Red stoneware

formato size	scatola - box			palette - pallets		
	pz	mq	kg	box	mq	kg
30x60 cm.	8	1.44	25.00	54	77.76	1350.00
30x90 cm.	6	1.62	36.00	38	61.56	1360.00

mosaici vetro






mosaici

Mosaico Candy 209 30x30
Pianeti Plutone 30x60 - Pianeti Nettuno 30x60


mosaici vetro

mosaico vetro glit (2,5x2,5x0,8cm)




P11

cod. MVG303 - 30x30 cm.




P11

cod. MVG803 - 30x30 cm.




P11

cod. MVG101 - 30x30 cm.




P11

cod. MVG509 - 30x30 cm.




P11

cod. MVG305 - 30x30 cm.




P11

cod. MVG903 - 30x30 cm.




P11

cod. MVG403 - 30x30 cm.




P11

cod. MVG905 - 30x30 cm.




P11

cod. MVG503 - 30x30 cm.



P11


cod. MVG805 - 30x30 cm.



P11

cod. MVG9015 - 30x30 cm.

mosaico vetro candy (2,5x2,5x1,2cm)



P11

cod. MVC311 - 30x30 cm.




P11

cod. MVC209 - 30x30 cm.




P11

cod. MVC101 - 30x30 cm.




P11

cod. MVC804 - 30x30 cm.




P11

cod. MVC302 - 30x30 cm.




P11

cod. MVC806 - 30x30 cm.




P11

cod. MVC401 - 30x30 cm.




P11

cod. MVC901 - 30x30 cm.



P11

cod. MVC801 - 30x30 cm.



P11

cod. MVC902 - 30x30 cm.


Mosaici in vetro
Glass mosaics

mosaico vetro pearl
(2,5x2,5x0,8cm)




P11

cod. MVP51 - 30x31 cm.




P11

cod. MVP36 - 30x31 cm.



P11

cod. MVP04 - 29,5x30,5 cm.




P11

cod. MVP01 - 29,5x30,5 cm.



P11

cod. MVP07 - 29,5x30,5 cm.



P11

cod. MVP17 - 29,5x30,5 cm.



mosaici


Mosaico Candy 209 30x30
Pianeti Nettuno 30x60



31x30,5 cm.
W 310x305 mm.




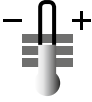




30x30 cm.
W 300x300 mm.



29,5x30,5 cm.
W 295x305 mm.

formato size		scatola - box		
		pz	mq	kg
Pearl	29,5x30,5 cm.	11	0.99	18.00
Glit	30x30 cm.	5	0.45	27.00
Candy	30x30 cm.	5	0.45	18.00
Pearl	30x31 cm.	11	0.99	18.00

		NORMA REGULATION	VALORE PRESCRITTO DELLA NORMA EN 14411 ISO 13006 REQUIRED STANDARDS	VALORE ABITILE ABITILE VALUES
	DIMENSIONI SIZES	UNI EN ISO 10545/2	<ul style="list-style-type: none"> • Lunghezza e larghezza/Length and width $\pm 0,6$ % max • Spessore/Thickness ± 5 % max • Rettilinearità spigoli/Linearity $\pm 0,5$ % max • Ortogonalità / Wedging $\pm 0,6$ % max • Planarità/Warpage $\pm 0,5$ % max 	CONFORME ACCORDING
	ASSORBIMENTO ACQUA WATER ABSORPTION	UNI EN ISO 10545/3	$\leq 0,5\%$	CONFORME ACCORDING
	RESISTENZA ALLA FLESSIONE FLEXUAL STRENGHT	UNI EN ISO 10545/4	≥ 35 N/mm ²	CONFORME ACCORDING
	RESISTENZA AGLI SBALZI TERMICI THERMAL SHOCK RESISTANCE	UNI EN ISO 10545/9	Nessun campione deve presentare difetti visibili No sample must show visible defects	CONFORME ACCORDING
	RESISTENZA AL GELO FROST RESISTANCE	UNI EN ISO 10545/12	RESISTENTI RESISTANT	CONFORME ACCORDING
	INDICAZIONE DI RESISTENZA ALLO SCIVOLAMENTO GLIDE RESISTANCE	DIN 51130	R	CONFORME ACCORDING
		DIN 51097	A + B + C	

NOTA: LE TONALITA' DEI PRODOTTI SUL CATALOGO SONO INDICATIVE
NOTE: THE SHADES ARE INDICATIVE

caratteristiche tecniche
technical features





ABILANDIA SRL

SHOWROOM e UFFICI

Via San Martino 1, 20834 Nova Milanese (MB)

Tel. +39 0362-367500 - Fax +39 0362-367609

commerciale@abilandia.it - commerciale2@abilandia.it

DEPOSITO

Via Giardini Sud 98/100, 41043 Formigine - Loc. Ubersetto (MO)

www.abilandia.it